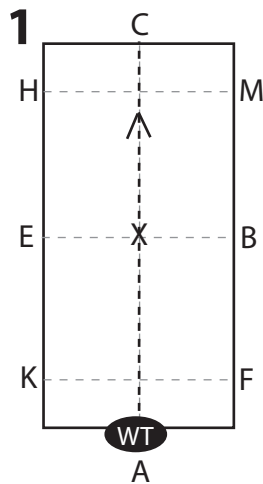
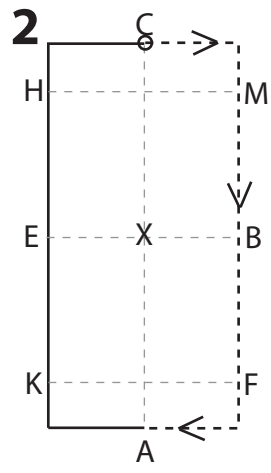


# Sample Dressage Practice Drill

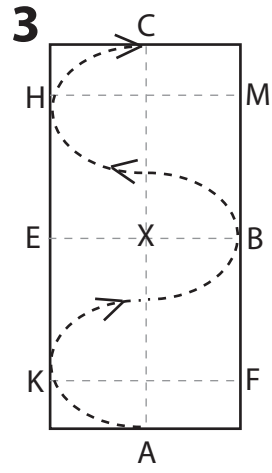
18 April 2007 - Hervey Bay Pony Club



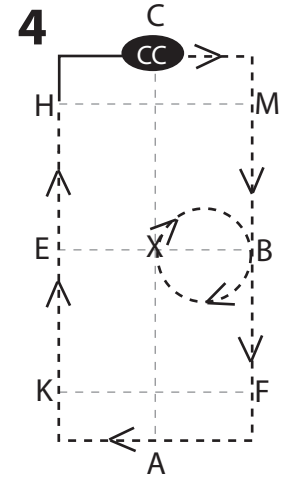
A to C - working trot



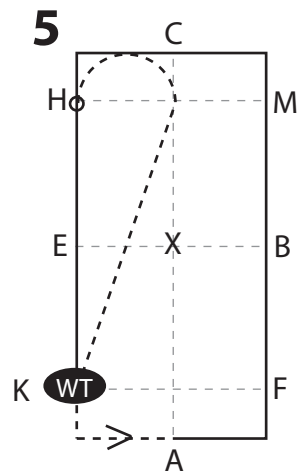
Turn Right at C  
C to A - working trot



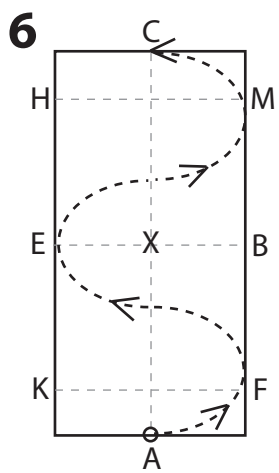
A to C - serpentine  
3 loops at working trot



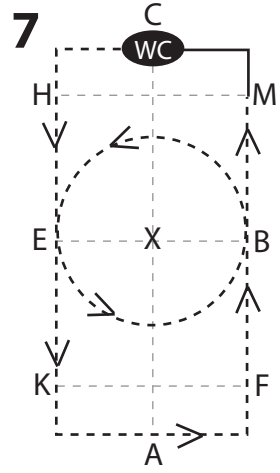
C to B - collected canter.  
B - 10m circle to right.  
B to H - collected canter.



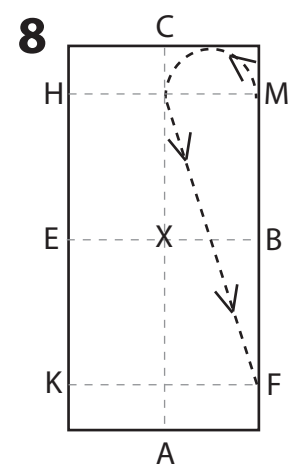
H - collected canter -  
10m half circle then  
track to K  
K to A - working trot



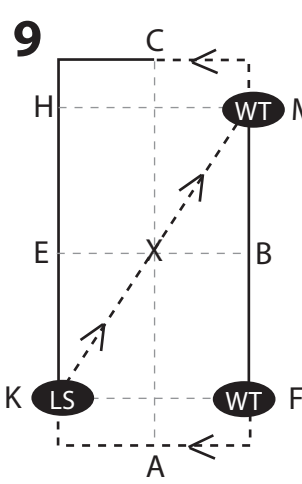
A to C - serpentine  
3 loops at working trot



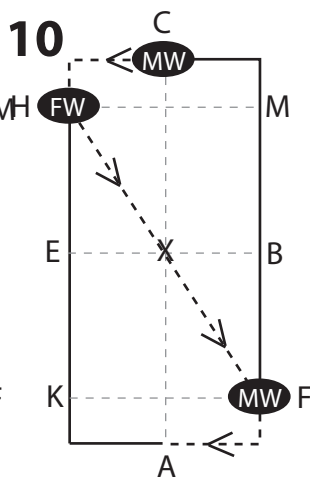
C to E - working canter.  
E 20m circle left.  
E to M - working canter.



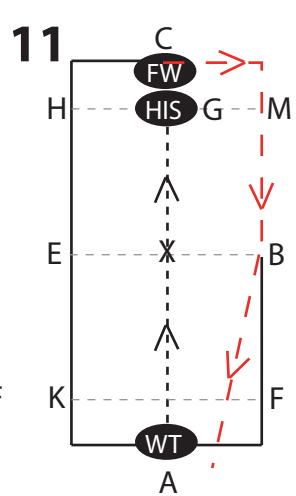
M - working canter -  
10m half circle then  
track to F



F to K - working trot.  
K to M - add some  
longer strides.  
M to C - working trot.



C to H - medium walk.  
H to F - free walk on  
long rein.  
F to A - medium walk.



A to G - working trot.  
G - halt immobility  
salute.  
G to B - free walk on  
long rein and leave  
arena.